



SDS1000 Series

super- economical type digital storage oscilloscope

- + Bandwidth : 20MHz - 100MHz
- + 2-Channel
- + Sample rate : 100MS/s - 1GS/s
- + Ultra-thin body
- + 7 inch high resolution LCD
- + SCPI, and LabVIEW supported

+ Performance Specifications

Model	SDS1022	SDS1102
Bandwidth	20MHz	100MHz
Sample Rate	100MS/s	1GS/s
Horizontal Scale (s/div)	5ns/div - 1000s/div, step by 1 - 2 - 5	2ns/div - 1000s/div, step by 1 - 2 - 5
Rise Time (at input, typical)	≤17.5ns	≤3.5ns
Channel	2	
Display	7" color LCD, 800 x 480 pixels	
Input Impedance	1MΩ ± 2%, in parallel with 20pF±5pF	
Channel Isolation	50Hz : 100 : 1, 10MHz : 40 : 1	
Max Input Voltage	400V (PK - PK) (DC+AC, PK - PK)	
DC Gain Accuracy	±3%	
Record Length	10K	
DC Accuracy (average)	Average≥16 : ±(3% reading + 0.05 div) for ΔV	
Probe Attenuation Factor	1X, 10X, 100X, 1000X	
LF Respond (AC, -3dB)	≥10Hz (at input, AC coupling, -3dB)	
Sample Rate / Relay Time Accuracy	±100ppm	
Interpolation	sin (x) / x	
Interval (ΔT) Accuracy (full bandwidth)	Single : ±(1 interval time + 100ppm x reading + 0.6ns), Average>16 : ±(1 interval time + 100ppm x reading + 0.4ns)	
Input Coupling	DC, AC , and GND	
Vertical Resolution (A/D)	8 bits (2 channels simultaneously)	
Vertical Sensitivity	5mV/div - 5V/div (at input)	
Trigger Type	Edge, Video	
Trigger Mode	Auto, Normal, and Single	
Trigger Level	±5 divisions from screen center	
Line / Field Frequency (video)	NTSC, PAL and SECAM standard	
Cursor Measurement	ΔV, and ΔT between cursors	

Automatic Measurement	Vpp, Vavg, RMS, Frequency, Period, Vmax, Vmin, Vtop, Vbase, Width, Overshoot, Pre-shoot, Rise time, Fall time, +Width, -Width, +Duty, -Duty, Delay A→B  , Delay A→B  , area, cycle area	
Waveform Math	+, -, x, ÷, invert, FFT	
Waveform Storage	16 waveforms	
Lissajous	Bandwidth	Full bandwidth
Figure	PhaseDifference	±3 degrees
Communication Interface	USB host, USB device	
Frequency Counter	available	
Power Supply	100V - 240V AC, 50/60Hz, CAT II	
Power Consumption	< 15W	
Fuse	2A, T class, 250V	
Dimension (W x H x D)	301 x 152 x 70 mm	
Device Weight	1.10 kg	

Specifications subject to change without prior notice.

+ Application

electronic circuit debugging
education and training

circuit testing design and manufacture
automobile maintenance and testing

+ Accessories

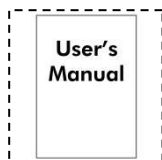
The accessories subject to final delivery.



Power Cord



CD Rom



Manual



USB Cable



Probe



Probe Adjust



Soft Bag (optional)