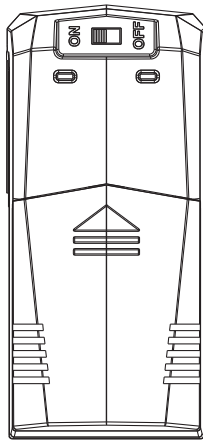


UT-D07A

Operation Manual for Bluetooth Adapter



I. Product Description

UT-D07A Bluetooth adapter has took the place of traditional wire communication by integrating infrared serial port with 4.0 low-power transmission function and establishing bidirectional data transmission between the instrument and computer or mobile phone by wireless means.

II. Product Features

1. Battery: 2 × 1.5V AAA batteries;
2. Power indicator: Red LED;
3. Bluetooth indicator: Blue LED;
4. Operating temperature: -10°C~+70°C;
5. Body color: PANTONE (426U);
6. Body weight: 47.2g;
7. Body dimension: 65mm x 30mm x 30mm.

III. Supported instrument

Any instruments which are designated to apply with UT-D07A blueblooth adapter.

IV. Support OS

1. iOS: iPhone4S or above/iOS 5.0 or above;
2. Android: Android 4.3 or above;
3. PC: Window 8.

Note: The real situation is subject to application software that is actually released.

V. Product Functions

1. Wireless transmission: the infrared serial port will receive data from multimeter and then send to computer or mobile phone wirelessly by Bluetooth 4.0.
2. Wireless reception: Bluetooth 4.0 receives data from mobile phone or computer by wireless means and then send to multimeter through infrared serial port.
3. Connection light: The blue bluetooth indicator flashes every 3 seconds before connection, and flashes two times every 1.5 seconds after connection.
4. Battery indicator: The red power indicator goes on for 1 second and then goes off after startup, and it flashes in low-battery state.
5. Auto standby: both the bluetooth indicator and power indicator goes off under low-battery state. The adapter will enter in auto standby mode under the following circumstances: It will enter in auto standby mode when it is out of power, the battery should be replaced in this case. It will enter in auto standby mode when the connection fails 5 minutes from startup. It will enter in auto standby mode when it fails in data communication with mobile phone or computer after the connection establishes for 5 minutes. It will enter in auto standby mode once the data transmission to mobile phone or computer interrupts for more than 5 minutes.
6. Communication distance: 10 meters within linear distance without any obstacles

VI. Operation

1. UT-D07A bluetooth adapter terminal:

- (1) Startup: Switch the power on to start the adapter, the red power indicator goes on for 1 second and the blue bluetooth indicator flashes every 3 seconds to prompt that is waiting for connection.
- (2) Connection: After establishing connection with App, the blue bluetooth indicator flashes two times every 1.5 seconds to prompt the success of connection.
- (3) Transmission: After the connection is established, it will start wireless data transmission with application software autocratically.

2. Application software client:

Application software clients include iOS, Android and PC platform please carefully read the operation instruction on the application before for operating the application software

VII. Maintenance and Service

1. General maintenance

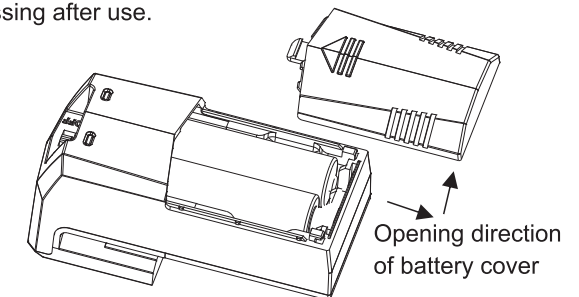
Regularly wipe the outer shell with dry cloth, but no cleaning agent with abrasive compound or solvent content.

2. Battery installment or replacement

The product uses two AAA 1.5v batteries. Please install or replace the battery by below steps:

- a. Shift the power switch to "OFF" to turn it off.
- b. Put the product with panel upward. Flip the triangular symbol and pull out the cover backward to remove the battery. And then install new battery based on the polar indication.
- c. Please use the same type of battery. Do not install improper battery.
- d. Install the cover after the battery is installed.

Note: The battery is disposable battery, which is not rechargeable, and should be exhausted by professional structure for recovery processing after use.



The operation manual is subject to changes without prior notice!


Manufacturer:

Uni-Trend Technology (China) Limited
No 6, Gong Ye Bei 1st Road
Songshan Lake National High-Tech Industrial
Development Zone, Dongguan City
Guangdong Province
China
Postal Code: 523 808

Headquarters:

Uni-Trend Group Limited
Rm901, 9/F, Nanyang Plaza
57 Hung To Road
Kwun Tong
Kowloon, Hong Kong
Tel: (852) 2950 9168
Fax: (852) 2950 9303
Email: info@uni-trend.com
http://www.uni-trend.com

说明书菲林做货要求:

序号	项目	内容	
1	尺寸	展开尺寸285×210±1MM 折叠尺寸95×70±1MM	
2	材质	60g书纸	
3	颜色	黑色单面印刷	
4	外观要求	完整清晰、版面整洁，无斑墨、残损、毛边、刀线错位等缺陷。	
5	装订方式	无	
6	表面处理	无	
7	其它	无	
版本		0	
DWH 设计	韦英锁2014/01/09	MODEL	Part NO.
CHK 审核		机型: UT-D07A英文说明书	物料编号: 110401104734X
APPRO. 批准		 优利德科技(中国)有限公司 UNI-TREND TECHNOLOGY (CHINA) LIMITED	